



JUNO for HOTELS



2025

EXTERIORS

Walls
Railings, fences & gates
Swimming pools
Communal areas

INTERIORS

Rooms
Bathrooms
Kitchen
Communal areas

WOOD

Furniture
Doors

GARAGES

Walls and ceilings
Floors
Signalling & Marking

Comprehensive
paint solutions for
hotels.



BIENVENIDO!
WELCOME!
WILKOMMEN!
BIENVEN**U**E!
FÁILTE!



We invite you to find out more about our wide range of high quality products, for painting and protecting all aspects of your hotel.

From walls of the rooms to the floor of the car park, including, swimming pools, kitchens, wood surfaces, railings, etc.

JUNO offers you the most comprehensive package as a total solutions provider of all types of paints and coatings.

Look out for the widest range of fire retardant certified paints to highly washable emulsions, floorpaint systems to the most highly specified exterior paints.

Almost 100 years manufacturing and distributing paint has made us a leading player in the hotel sector, offering the most innovative products of outstanding quality.

If you really care about your hotel,
choose **JUNO!**

Cuirimid fáilte romhat chun níos mó a fhoghlaim faoi ár raon leathan táirgí ardchaighdeáin, deartha chun gach gné de d'óstán a phéinteáil agus a chosaint.

Ó bhallaí na seomraí go hurlár an pháirceála, agus ag clúdach gach rud idir linnte snámha, cistiní, dromchlaí adhmaid, ráillí, agus tuilleadh.

Soláthraíonn JUNO an réiteach is cuimsithí duit mar sholáthraí iomlán péinteanna agus bratuithe de gach cineál.

Faigh an raon is leithne de phéinteanna deimhnithe lasairmhoillithe, eiblíochtaí atá thar a bheith in-nite, córais phéint urláir, agus na bratuithe seachtracha is fearr ar domhan.

Le beagnach 100 bliain de thaithí sa mhonarú agus sa dóileadh, is ceannródaí muid sa tionscal óstáin, ag cur táirgí nuálaíocha ar chaighdeán eisceachtúil ar fáil.

**Má tá fíor-chúram ort faoi d'óstán,
roghnaigh **JUNO!****

EXTERIORS



JUNO

PAINTS

PAINTS AND COATINGS FOR EXTERIORS

EXTERIOR COATINGS



JUNOKRIL

Product Ref.: 60.500

Finish: Matt or satin

Application: Brush, roller or conventional/airless spray

Colours: From the JUNO Façades colour chart and Junomatic Tinting system

Practical Coverage: 10 -12 m2 / l per coat

- Excellent opacity and coverage from first coat
- Perfect adhesion when applied to mineral surfaces
- Resistant to very humid environments
- Impermeable to rain and liquid water, and permeable to vapour and humidity.
- Efficient anti-carbonation barrier, reducing degradation of concrete structures and cladding.
- Prevents formation of mould and micro-organisms
- Excellent washability and friction resistance.
- Does not propagate fire - Fire Retardant to Euroclass Bs1,d0



ADHESION

PERMEABILITY

ANTI-CARBONATION

FIRE RETARDANT
B-s1,d0

EXTERIOR COATINGS



BIKRIL

Product Ref.: 60.100

Finish: Matt, satin or silk

Application: Brush, roller or conventional/airless spray

Colours: From the JUNO Façades colour chart and Junomatic Tinting system

Practical Coverage: 10-12 m2 / l per coat

- Excellent adhesion
- Eggshell finish with a silky touch
- Own BIKRIL/Luna color chart with special color stable and UV resistant colors.
- Antimould protection
- High opacity and coverage properties
- Thixotropic and consistent finish
- Breathable
- Anti-carbonation protection
- Good resistance to atmospheric agents, dust and other pollutants
- Excellent washability
- Fire retardant to Euroclass Bs1,d0



ADHESION

PERMEABILITY

ANTI-CARBONATION

FIRE RETARDANT
B-s1,d0

RECOMMENDED USE

For **render, masonry, cement and concrete** surfaces where you want to get maximum protection and durability.

PAINT SYSTEM



To clean



- Remove stains and dust.
- Remove all dirt, grease, loose or chalking paint.
- Apply **RAP PLASTER** (77.301) to repair minor defects. Use a sand and cement mix for larger holes and cracks.

To prime



- Apply a coat of **PRIMERLITE** pliolite primer (21.702), diluted 10% with **JUNO D-16 White Spirit** (50.012).

- Leave to dry for a minimum of 24 hours.
- Apply 2 or more coats of **BIKRIL** or **JUNOKRIL** diluted with maximum 10% water.
- Wait at least 6 hours between coats.

Finish



EPD[®]
THE INTERNATIONAL EPD[®] SYSTEM



WATERPROOFING FAÇADES, ROOFS & TERRACES

ELASTOMERIC PAINT - VERTICAL



ELASTIFLEX

Product Ref.: 62.601

Finish: Semi-matt.

Application: Brush, roller or conventional/airless spray.

Colours: White/P & Deep base.

Practical Coverage: 6-8 m² / l per coat.

- High performance crack-bridging elastomeric coating.
- Anti-carbonation protection and excellent durability.
- Protection against solar radiation.
- Resistant to water and permeable to water vapour.
- With anti-mould, fungi and algae preservatives.
- Permanent elasticity (from -30°C to 60°C)



ELASTOMERIC PAINT - HORIZONTAL



JUNOTERAS

Product Ref.: 62.641

Finish: Semi-matt

Application: Brush, roller or conventional/airless spray

Colour: White, red, green and grey

Practical Coverage: 0.5 m² / l per coat (50 microns DFT)

- High performance coating with acrylic copolymers
- Excellent durability
- Solar reflective
- Protection against UV solar radiation
- Resistant to water and permeable to water vapour.



RECOMMENDED USE

For waterproofing **façades**, **terraces** and **ceilings/roofs**. Also eliminates moisture problems in hard to reach places.

PAINT SYSTEM



To clean



- Make sure that the surface is sound, clean, dry and free from mould and efflorescence.

To prime



- Apply a coat of **PRIMERLITE** (21.702), diluted 10% with **JUNO D-16 White Spirit** (50.012).
- Leave to dry for a minimum of 4 hours.

Finish



- Apply 2 or more coats of **ELASTIFLEX** or **JUNOTERAS** until getting a 1 mm layer of dry paint.
- Reinforce with a fibreglass meshing between coats to strengthen the system if necessary.





PROTECTION FOR RAILINGS, FENCES AND GATES

SYNTHETIC ENAMEL



OXIFORJA

Product Ref.: 05.700

Finish: Wrought iron effect.

Application: Brush, roller or conventional/airless spray

Colour: Oxiforja colour chart

Practical Coverage: 10 m² / l per coat

- Great resistance to corrosion and the outside elements.
- Easy to apply and quick drying.
- Excellent elasticity, hardness and adhesion.
- Decorative exclusive and natural metallic finish (ironwork).



SYNTHETIC PRIMER



MULTI-SURFACE PRIMER

Product Ref.: 27.040

Finish: Semi-matt

Application: Brush, roller or conventional/airless spray

Colour: White, Black and Deep Base

Practical Coverage: 10 m² / l per coat

- Formulated with high penetration resins
- Optimises finishing and repainting
- Provides a long-lasting antio-corrosive coat
- Recommended for use on all types of surfaces and substrates.

RECOMMENDED USE

For **metal surfaces, doors, fences, gates, lampposts, urban exterior furniture, etc.** Where you want an antioxidant protection and a wrought iron style finish.

PAINT SYSTEM

To clean



- Remove any grease and rust.
- Remove all dirt, loose or flaking/chalking paint.
- Clean surface and let dry.
- Wirebrush if necessary.

To prime



- Apply a **MULTISPORTE (MULTISURFACE) primer** coat diluted with maximum 10% **D-17 Quick Drying Solvent** (50.004).
- Leave to dry for a minimum of 24 hours.

Finish



- Apply 2 or more coats of **OXIFORJA**. If applied using a conventional/airless spray, dilute a maximum of 15% with **JUNO D-16 Solvent** (50.012).
- Wait at least 24 hours between coats.

EPD[®]
THE INTERNATIONAL EPD[®] SYSTEM



SWIMMING POOLS AND SPORTS FACILITIES

CHLORINATED RUBBER POOL PAINT



PISCICLOR

Product Ref.: 09.180

Finish: Satin

Application: Brush, roller or conventional/airless spray.

Colour: Blue

Practical Coverage: 8 m² / l per coat

- High hiding power and strong colour retention.
- Excellent adhesion.
- Resistant to water and abrasion.
- Resistant to fresh and salt water and sun protection oils.
- Resistant to poolwater care products.

WATER-BASED ACRYLIC POOL PAINT



JUNOSPORT

Product Ref.: 06.105

Finish: Satin

Application: Brush, roller or conventional/airless spray

Colour: Blue

Practical Coverage: 7-8 m² / l per coat.

- High hiding power and colour retention
- Excellent hardness and flexibility
- Excellent weatherproofing
- Specially formulated for use in concrete swimming pools.

RECOMMENDED USE

For painting and protecting
swimming pools and sports facilities

PAINT SYSTEM

To clean



- Remove paint in poor condition and, if necessary, repair the Surface.
- Clean with a bleach solution diluted 30% with water
- Rinse with water and let dry


To apply



- Dilute the first coat 20-30% with **D-40 Chlorinated Rubber Solvent** (50.000). For the second coat, apply as is, or dilute with 5% solvent.
- If applied with conventional/airless spray, dilute it 10-15% with **D-40**
- Wait at least 24 hours between coats

Once the swimming pool has been painted, wait at least 15 days for the paint to cure before refilling water.

EPD®
THE INTERNATIONAL EPD® SYSTEM



COMMUNAL EXTERIOR AREAS

SYNTHETIC ENAMEL



JUNOPLUS

Product Ref.: 16.000

Finish: Gloss & Satin
Application: Brush, roller or conventional/airless spray.
Colour: White and Junoplus colour chart.
Practical Coverage: 12 m² / l per coat.

- High quality lead-free enamel
- For indoor and outdoor use.
- Good Weather resistance
- Excellent brightness and colour fastness
- Easy to apply and very good washability
- Hardness and higher resistance to knocks, scuffs and abrasion.



JUNOLAC ANTI-CORROSIVE PAINT



JUNOLAC AO

Product Ref.: 15.100

Finish: Gloss & Satin
Application: Brush, roller or conventional/airless spray
Colour: White and TR-Base
Practical Coverage: 12 m² / l per coat

- Excellent quality lead-free lacquer
- Good weather resistance
- Formulated on a base of polyurethane resins
- For indoor and outdoor use.
- Excellent colour fastness and decorative finish



RECOMMENDED USE

For decorating and protecting **wooden, masonry and metal surfaces.**

PAINT SYSTEM



To clean



- Remove stains, dust and flaking/chalking paint in poor condition.
- Sand lightly to completely remove the gloss in remaining paint.
- Thoroughly rinse and allow to dry.

To prime



- Apply a coat of **MULTISOPORTE (MULTI-SURFACE) primer** diluted with a maximum of 10% **D-17 Quick Drying Solvent** (50.004).
- Leave to dry for a minimum of 24 hours.

Finish




- Apply 2 or more coats of **JUNOPLUS or JUNOLAC AO** for use. If applied using a conventional/airless spray, dilute a maximum of 15% with **JUNO D-16 white spirit** (50.012).
- Wait at least 24 hours between coats.



INTERIORS





DECORATION OF ROOMS

INTERIOR WALLS



JUNOPROF

Product Ref.: 88.750

Finish: Matt

Application: Brush, roller or conventional/airless spray.

Colour: White and JUNOMATIC colours.

Practical Coverage: 10-12 m² / l per coat.

- High performance emulsion paint.
- Excellent decorative finish.
- High performance and coverage.
- High adhesion and washability.
- Available in virtually any colour with Junomatic Tinting system.
- Anti-mould protection
- Fire retardant certified - Euroclass Bs1,d0



INTERIOR CEILINGS



B-5

Product Ref.: 73.001

Finish: Matt

Application: Brush, roller or conventional/airless spray.

Colour: White

Practical Coverage: 10-12 m² / l per coat

- Breathable washinterior emulsionable matt paint.
- Very good performance and resistant to wet rubbing.
- Excellent whiteness and coverage.



ALTERNATIVE
OPTION

J-25 Product Ref.: 73.150

High quality trade washable matt emulsion paint.

RECOMMENDED USE

For decorating and protecting **cement, plaster or stone** walls and ceilings where excellent quality finish is desired.

PAINT SYSTEM



To clean



- Remove stains, dust, flaking paint and previous treatments in poor condition.
- In the case of mould, mildew, etc., wash with a 10% bleach and water

To prime



- Apply a coat of **HIDROCRIL** (81.006), diluted 1:4 with water. In the case of projected plasters, seal the surface with **AQUASELL** (21.203).
- Leave to dry for a minimum of 2 hours.

Finish



- Apply 2 or more coats of **JUNOPROF** diluted with 10% water.
- Allow at least 6 hours between coats.

EPD
THE INTERNATIONAL EPD® SYSTEM

JUNO

PAINTS

DECORATION OF BATHROOMS

WALLS



B-12

Product Ref.: 72.010

Finish: Semi-matt (eggshell)

Application: Brush or roller

Colour: White + colours

Practical Coverage: 10-12 m² / l

- Top quality water-based paint with a silky touch.
- Contains mould resistant preservatives.
- Very resistant to wet rubbing.
- High performance and coverage for excellent decorative finish.
- Fire retardant certified to Euroclass Bs1,d0

ALTERNATIVE
OPTION

AQUALAC

Product Ref.: 10.300

Quick drying water-based enamel.

CEILINGS



ANTI-CONDENSATION

Product Ref.: 62.650

Finish: Matt

Application: Brush or roller

Colour: White

Practical Coverage: 1 m² / l per coat

- Special condensation resistant and thermally insulating water-based paint.
- With mould resistant preservatives.
- Reduces acoustic resonance in any space.
- For use in areas with risk and presence of condensation.

RECOMMENDED USE

For decorating and protecting all kinds of surfaces in bathrooms: metal, wood, plaster, plasterboard, ceramic, etc...

PAINT SYSTEM



To clean



- Remove stains, dust, flaking paint and previous treatments in poor condition.
- Sand lightly to completely remove any gloss.

To prime



- Apply a coat of **HIDROCRIL** (81.006), diluted 1:4 with water. In the case of projected plasters, seal the surface with **AQUASELL** (21.203).
- Leave to dry for a minimum of 2 hours.

Finish



- Apply 2 or more coats of **B-12** diluted with 10% water.
- Allow at least 6 hours between coats.

EPD
THE INTERNATIONAL EPD® SYSTEM



PROTECTION OF KITCHEN WALLS & FLOORS

WATER-BASED ENAMEL - WALLS



AQUALAC

Product Ref.: 10.300

Finish: Matt, satin or gloss

Application: Brush or roller

Colour: White and JUNOMATIC colours

Practical Coverage: 10-12 m² / l per coat

- Stable and covering colours.
- Permanent whiteness
- Excellent leveling
- Outdoor resistance
- Washable
- Good hardness
- Low odor
- Quick drying
- Does not propagate fire - Fire retardant Bs1,d0



WATER-BASED EPOXY - WALLS



DYNAPOK AGUA

Product Ref.: 07.132

Finish: Satin

Application: Brush or roller

Colour: White, Grey, English Red and Green plus JUNOMATIC colours

Practical Coverage: 8 m² / l per coat

- Excellent adhesion on mineral surfaces
- Mechanical and chemical resistance
- High resistance to formation of fungicide
- Its properties make it ideal for interior garages, parkings, machine rooms, basements, commercial flooring for industrial and retail spaces, etc.
- Highly recommended for interior walls, floors, showers, wetrooms, f, kitchens etc. Suitable for places with poor ventilation
- Low VOC content



RECOMMENDED USE

Epoxy enamel is used for protecting surfaces exposed to contact with water, grease or acids. Very easy to clean and gives excellent chemical resistance.

PAINT SYSTEM



To clean



- Remove stains and dust and any Paint in poor condition.
- Clean properly and let dry.

Finish



- Apply 2 or more coats of **DYNAPOK AGUA** diluted with maximum 10% water.
- Allow at least 24 hours between coats.
- If repainted after 72 hours, a light sanding is required.

Preparing the mixture: Mix the 2 components well in the right proportion. Once the mixture has been prepared, wait 10 minutes before using it.





PROTECTION OF KITCHEN FLOORS

SOLVENT-BASED EPOXY - FLOORS



PAVIMYC Product Ref.: 07.812

Finish: Gloss
Application: Brush or roller
Colour: White and JUNOMATIC colours
Practical Coverage: 6 m² / l per coat

- High quality quick drying solvent-based enamel.
- Excellent gloss and colour retention.
- High performance and coverage.
- Increases hardness and resistance against abrasion.
- Very good flexibility and washability.
- Slip-resistant certified - Class 3

ALTERNATIVE OPTION

PAVIMYC HB Product Ref.: 07.931
 HB self-leveling floor epoxy systems.

WATER-BASED EPOXY - FLOORS



DYNAPOK AGUA Product Ref.: 07.132



Finish: Satin
Application: Brush or roller
Colour: White, Grey, English Red and Green. Tintable to any colour in JUNOMATIC tinting system.
Practical Coverage: 8 m² / l per coat

- Epoxy enamel with a high chemical and mechanical resistance.
- Excellent adhesion and washability.
- With dust resistant properties.
- Slip-resistant certified Class 3



RECOMMENDED USE

Epoxy enamel is used for protecting surfaces exposed to contact with water, grease or acids. Very easy to clean and gives excellent chemical and physical resistance.

PAINT SYSTEM

To clean



- Remove stains and dust and any paint in poor condition.
- Clean properly and make sure surface is completely dry.

Finish



- Apply 2 or more coats of DYNAPOK AGUA or PAVIMYC. (diluted with maximum 10% respective suitable solvent).
- Allow at least 24 hours between coats.
- If repainted after 72 hours, a light sanding will be required

Preparing the mixture: Mix the 2 components well in the right proportion. Once the mixture has been prepared, wait 10 minutes before using it.



DECORATION OF COMMUNAL AREAS

WASHABLE MATT - COLOURS



JUNOPROF

Product Ref.: 88.868

Finish: Matt

Application: Brush, roller or conventional/airless spray.

Colour: White and JUNOMATIC colours.

Practical Coverage: 10-12 m² / l per coat.

- High performance emulsion paint.
- Excellent decorative finish.
- High performance and coverage.
- High adhesion and washability.
- Available in virtually any colour with Junomatic Tinting system.
- Anti-mould protection
- Fire retardant certified - Euroclass Bs1,d0



ALTERNATIVE
OPTION

B-10 Product Ref.: 72.000

Excellent quality eggshell finished emulsion.

CERTIFIED WASHABLE PAINT



JUNORAL N-5

Product Ref.: 73.040

Finish: Matt

Application: Brush, roller or conventional/airless spray

Colour: White

Practical Coverage: 10-12 m² / l per coat

- Water-based paint with excellent washability (5,000 cycles).
- With AENOR certification (type II) in accordance with UNE 1-1998.
- High hiding power and maximum performance.
- Anti-mould protection

RECOMMENDED USE

For protecting and decorating cement, plaster or stone walls and ceilings where you want an excellent quality, resistant, long-lasting finish.

PAINT SYSTEM



To clean



- Remove stains, dust, paint in poor condition and non-adhesive materials.
- In the case of mould, mildew, etc., wash with a 10% bleach and water solution and rinse.

To prime



- Apply a coat of **HIDROCRIL** (81.006), diluted 1:4 with water. In the case of projected plasters, seal the surface with **AQUASELL** (21.203).
- Leave to dry for a minimum of 2 hours.



Finish



- Apply 2 or more coats of **JUNOPROF** or **N-5** diluted up to 10% with water.
- Allow at least 6 hours between coats.



WOOD





DECORATION AND PROTECTION OF FURNITURE

WATER-BASED VARNISH



AQUADUR

Product Ref.: 82.480

Finish: Gloss, satin or matt

Use: Interior

Application: Brush or roller

Colour: Colourless

Practical Coverage: 10 - 12 m² / l per coat

- Special odourless water-based varnish for woodwork.
- Non-yellowing.
- Leaves a film which is pleasant to the touch.
- High adhesion and resistance to rubbing.
- Finish allows wood to breathe.

SYNTHETIC VARNISH



JUNOLAC VARNISH

Product Ref.: 42.037

Finish: Gloss or satin

Use: Indoor/outdoor gloss. Indoor satin

Application: Brush or conventional/airless spray

Colour: Colourless

Practical Coverage: 10 - 14 m² / l per coat

- Varnish with excellent decorative and protective properties.
- With ultraviolet filters.
- High resistance to water and detergents.
- High performance and coverage.

RECOMMENDED USE

For protecting and decorating **wooden surfaces** where you want a hard, flexible, resistant, decorative finish with enhanced gloss and maintaining cleanliness of the wood.

PAINT SYSTEM



To clean



- Wood must be clean, dry and sanded, with a moisture content of less than 15%
- Product can be applied on varnishes in good condition, but it is better to remove previous layers.
- Clean very resinous wood with **D-45 Solvent** (50.017).
- For new wood, apply **FONDO ACUOSO (AQUEOUS BASE)** (82.414) beforehand, diluted to 10% - 20% in

Finish



- **AQUADUR:** 2 or more coats diluted to 10-20% in water at intervals of 4-6 hours between coats..
- **JUNOLAC:** 2 or more coats for use at intervals of 6-8 hours between coats.

Apply in fine, well spread coats in the same direction, avoiding runs / chips / peeling, until you have a uniform gloss finish.





DECORATION AND PROTECTION OF FURNITURE

LASUR



LASUR WOODSTAIN

Finish: Satin

Application: Brush

Use: For indoor/outdoor use (except colourless)

Colour: Colourless and Lasur (Woodstain) colour chart

Practical Coverage: 10 - 12 m² / l per coat

Product Ref.: 82.451

- * Excellent quality protective, acrylic, open pore woodstain.
- * Good penetration into wood.
- * Does not seal wood, leaving its natural porosity open.
- * Stains wood without covering it, thus respecting its natural look.
- * UV resistant.
- * Effective against water, salts or other climatic pollutants.
- * Very breathable.

SPECIAL FOR PARQUET FLOORS



JUNODUR

Finish: Gloss and satin

Use: Interior

Application: Brush

Colour: Colourless

Practical Coverage: 10 - 12 m² / l per coat

Product Ref.: 44.001

- * Synthetic polyurethane varnish for indoor use.
- * Protective, decorative finish which is very pleasant to the touch.
- * Formulated for restoring and varnishing parquet flooring.
- * Resistant to domestic use and neutral cleaning products.

RECOMMENDED USE

For wood surfaces exposed to the elements, where maximum protection and care are required.

PAINT SYSTEM

To clean



- Wood must be clean, dry and sanded, with a moisture content of less than 15%
- It can be applied on varnishes in good condition, but it is better to remove previous coats.
- Clean very resinous wood with D-45 Solvent (50.017).

Finish



- Apply 2 or more coats of **AQUEOUS WOODSTAIN** for use, lightly sanding between coats
- Allow at least 12 hours between coats.

Apply in fine, well spread coats in the same direction, avoiding runs/chips/peeling, until you have a uniform gloss finish. The number of coats will influence the tone of the colour obtained.

EPD
THE INTERNATIONAL EPD® SYSTEM



PAINTING AND PROTECTING FURNITURE & TRIMS

WATER-BASED ENAMEL



Product Ref.: 10.300

AQUALAC

Finish: Matt, satin or gloss

Use: Indoor/outdoor gloss and satin.

Indoor matt

Application: Brush or roller

Colour: White and JUNOMATIC colours

Practical Coverage: 10 m² / l per coat

- High quality quick drying water-based enamel.
- Excellent gloss and colour retention.
- Non-yellowing.
- High performance and coverage.
- Very good flexibility and washability.
- Low odour.

SYNTHETIC ENAMEL



Product Ref.: 15.100

WATERPLUS

Finish: Matt or satin

Use: Interior

Application: Brush, roller or conventional/airless spray

Colour: White and TR-Base for tinting

Practical Coverage: 12 m² / l per coat

- Excellent quality lead-free enamel.
- Superb colour fastness.
- Decorative finish.
- Hardness and higher resistance to knocks, scuffs and scratches.

RECOMMENDED USE

For decorating and protecting **wooden, masonry and metal** surfaces

PAINT SYSTEM



To clean



- Remove stains and dust and coatings in poor condition
- Sand lightly to completely remove any gloss for improved adherence.

To prime



- Apply a coat of **HANGERS** sealer (21.000) diluted with maximum 10% **D-17 Quick Drying Solvent** (50.004).
- Allow to dry for a minimum of 24 hours.

Finish




- Apply 2 or more coats of **JUNOLAC**. If applied using a conventional/airless spray, dilute with maximum 15% **JUNO D-16 white spirit** (50.012).
- Allow min. 24 hours between coats.



CAR PARKS





GARAGE CEILING AND WALLS

WHITE WALL & CEILING PAINT



J-25 WHITE

Product Ref.: 73.150

Finish: Matt

Application: Brush, roller or conventional/airless spray

Colour: White

Practical Coverage: 10-12 m² / l per coat

- Emulsion paint with high hiding power.
- Excellent value for money.
- Formulated for general use in construction and decoration.
- Very resistant to wet rubbing.
- High quality matt finish.



BLACK WALL & CEILING PAINT



J-25 BLACK

Product Ref.: 73.168

Finish: Matt

Application: Brush, roller or conventional/airless spray

Colour: Black

Practical Coverage: 10-12 m² / l per coat

- Emulsion paint with high hiding power.
- Excellent value for money.
- Formulated for general use in construction and decoration.
- Very resistant to wet rubbing.
- High quality matt finish.



RECOMMENDED USE

For protecting and decorating **cement, plaster or stone walls** and ceilings where you want an excellent quality, resistant, long-lasting finish.

PAINT SYSTEM



To clean



- Remove stains, dust, paint in poor condition and flaking loose materials.
- In case of mould, mildew, etc., wash with a 10% bleach and water solution and rinse.

To prime



- Apply a coat of **HIDROCRIL** (81.006), diluted 1:4 with water. In the case of projected plasters, seal the surface with **AQUASELL** (21.203).
- Leave to dry for a minimum of 2 hours.

Finish



- Apply 2 or more coats of J-25 diluted with 10% water.
- Allow at least 6 hours between coats.



GARAGE FLOORS

2K WATER-BASED EPOXY



DYNAPOK AGUA

Product Ref.: 07.132



Finish: Satin

Application: Brush or roller

Colour: White, Grey, English Red and Green. Tintable to any colour in JUNOMATIC tinting system.

Practical Coverage: 8 m² / l per coat

- Epoxy enamel with a high chemical and mechanical resistance.
- Excellent adhesion and washability.
- With dust resistant properties.
- Slip-resistant certified Class 3



2K POLYURETHANE



JUNORETANO 2/C

Product Ref.: 88.000

Finish: Gloss

Application: Brush or conventional/airless spray

Colour: White and JUNOMATIC colours

Practical Coverage: 11 m² / l per coat

- Wide range of colors
- When polymerizing, forms a hard and glossy film
- Great adherence and elasticity
- Excellent resistance to oils, lubricants, solvents and aggressive chemicals
- Excellent outdoor properties
- Resists dry heat up to 150°C
- Resistant to industrial and marine environments
- Excellent coverage
- Excellent gloss retention
- Easy application



RECOMMENDED USE

Polyurethane is recommended for painting **industrial floors, garages** etc. thanks to its excellent adhesion and resistance in industrial and marine environments

PAINT SYSTEM



To clean



- The surface must be rough and free of grease, rubber, curative agents, lime slurry, etc.
- Grease and rubber can be cleaned with solvent or detergent. If they persist, use sand blasting
- Lime slurry and curative agents must be removed by grinding or shot blasting.

Finish



- Apply 2 coats of **JUNORETANO 2/C**, diluting the first coat with up to 20% **D-70 Solvent** (50.007). Subsequent coats can be applied without diluting or up to max. 5%.
- Wait 24 hours between coats.

Mixture: Add Component B to Component A and shake/stir until you get a homogeneous mixture. Leave it to stand for 30 minutes before using the paint.



JUNO

PAINTS

SIGNPOSTING AND MARKING CAR PARKS

CHLORINATED RUBBER BASED PAINT



DYNAMOL

Product Ref.: 09.500

Finish: Satin

Application: Brush, roller or conventional/airless spray

Colour: White, Black, Grey, Red, Green and Yellow

Practical Coverage: 8 m² / l per coat

- Quick drying chlorinated rubber paint.
- High resistance to acids and alkalis.
- Great mechanical resistance
- Elevated chemical resistance
- Excellent resistance to aggressive environments
- Quick drying
- High resistance on exterior surfaces

SLIP RESISTANT

WATER-BASED PAINT



JUNOSOL



Product Ref.: 06.162

Finish: Satin

Application: Brush, roller or conventional/airless spray

Colour: White + Colours

Practical Coverage: 8 m² / l per coat

- Acrylic styrene resin based paint
- Excellent adhesion and resistance to abrasion
- Great hardness and protection

SLIP RESISTANT

FIRE RETARDANT
B-s1,d0

ALTERNATIVE
OPTION

JUNORETANO PU

Product Ref.: 88.880

Polyurethane enamel for JUNOMATIC tinting system.

RECOMMENDED USE

Thanks to its high resistance to industrial environments, it is especially recommended for marking and signposting **roads, garages, sports facilities, parking spaces...**

PAINT SYSTEM

To clean



- The surface must be rough and free of grease, rubber, curative agents, lime slurry, etc.
- Grease and rubber can be cleaned with solvent or detergent. If they persist, use sand blasting
- Lime slurry and curative agents must be removed by grinding or shot blasting.

Finish



- Do not apply on wet or hot surfaces.
- Apply 2 coats of **DYNAMOL**, the first preferably by brush to facilitate penetration
- Allow 24 hours between coats.

EPD[®]
THE INTERNATIONAL EPD[®] SYSTEM

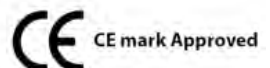
Specify your hotel with JUNO

Do you have a hotel project to do? Let us know and we will help you out with your project planning and execution.

JUNO's prescription department will recommend the right products for your project, and can offer you a method statement on how to execute your project using JUNO products in accordance with the latest regulations for your hotel.

Contact us today!

BIENVENIDO!
WELCOME!
WILKOMMEN!
BIENVEN**U**E!





PAINT MANUFACTURERS SINCE 1927



JUNO PAINTS LTD.
Unit 1, Zone 5 Clonminam Business
Park Portlaoise, Co. Laois IRELAND
R32W2RW
Phone: (+353) 057 867 0634
info@junopaints.ie
www.junopaints.ie

JUNO PAINTS CENTRAL HQ
Barrio Saconi, 10
48950 Erandio (Bizkaia) SPAIN
Tel.: +34 944 670 062 - Fax: +34 944 675 832
infoweb@juno.es
www.junopaints.com
www.juno.es

